


RELIANCE

(a) STATEMENT SHOWING SHAREHOLDING PATTERN

Name of the Company: RELIANCE INFRASTRUCTURE LIMITED								
Scrip Code : BSE 500390 NSE RELINFRA			Name of the Scrip : RELINFRA			Class of Security : EQUITY		
Quarter ended : 31 st March, 2015								
Partly paid-up shares:-		No. of Partly paid-up shares	As a % of total no. of Partly paid-up shares		As a % of total no. of shares of the Company			
Held by promoter/promoter group		0	0		0			
Held by public		0	0		0			
Total		0	0.00		0.00			
Outstanding Convertible Securities:-		No. of outstanding securities	As a % of total no. of outstanding convertible securities		As a % of total no. of shares of the Company, assuming full conversion of the convertible securities			
Held by promoter/promoter group		0	0		0			
Held by public		0	0		0			
Total		0	0.00		0.00			
Warrants:-		No. of warrants	As a % of total no. of warrants		As a % of total no. of shares of the Company, assuming full conversion of warrants			
Held by promoter/promoter group		0	0		0			
Held by public		0	0		0			
Total		0	0		0			
Total paid-up capital of the Company, assuming full conversion of warrants and convertible securities			Rs 262,99,00,000 (26,29,90,000 equity shares)					
Category Code	Category of Shareholder	No of Shareholders	Total No of Shares	Number of shares held in dematerialised Form (V)	Total Shareholding as percentage of total number of shares		Shares Pledged or otherwise encumbered	
(I)	(II)	(III)	(IV)	(V)	As a percentage of (A+B) (VI)	As a percentage of (A+B+C) (VII)	No of Shares (VIII)	As a percentage (IX=VIII/IV*100)
(A)	Shareholding of Promoter and Promoter Group							
(1)	Indian							
(a)	Individuals/Hindu Undivided Family	5	663424	663424	0.26	0.25	0	0.00
(b)	Central Government/State Governments	0	0	0	0.00	0.00	0	0.00
(c)	Bodies Corporate	4	126963612	126963612	49.22	48.28	39000000	30.72
(d)	Financial Institutions/Banks	0	0	0	0.00	0.00	0	0.00
(e)	Any Other (Specify)							
	Sub -Total (A)(1)	9	127627036	127627036	49.48	48.53	39000000	30.56
(2)	Foreign						N/A	N/A
(a)	Individuals(Non-Resident Individuals/Foreign Individuals)	0	0	0	0.00	0.00	0	0.00
(b)	Bodies Corporate	0	0	0	0.00	0.00	0	0.00
(c)	Institutions	0	0	0	0.00	0.00	0	0.00
(d)	Qualified Foreign Investor	0	0	0	0.00	0.00	0	0.00
(e)	Any Other (Specify)	0	0	0	0.00	0.00	0	0.00
	Sub -Total (A)(2)	0	0	0	0.00	0.00	0	0.00
	Total of Promoter and Promoter Group (A)=(A)(1)+(A)(2)	9	127627036	127627036	49.48	48.53	39000000	30.56
(B)	Public Shareholding							
(1)	Institutions						N/A	N/A
(a)	Mutual Funds /UTI	159	767173	730498	0.30	0.29	-	-
(b)	Financial Institutions/Banks	309	1070746	1055975	0.42	0.41	-	-
(c)	Central Government/State Governments	81	130865	66243	0.05	0.05	-	-
(d)	Venture Capital Funds	0	0	0	0.00	0.00	-	-
(e)	Insurance Companies	30	43428751	43428437	16.84	16.51	-	-
(f)	Foreign Institutional Investors	604	51600990	51586968	20.01	19.62	-	-
(g)	Foreign Venture Capital Investors	0	0	0	0.00	0.00	-	-
(h)	Qualified Foreign Investor	0	0	0	0.00	0.00	-	-
(i)	Any Other (Specify)	0	0	0	0.00	0.00	-	-
	Sub -Total (B)(1)	1183	96998525	96868121	37.61	36.88		

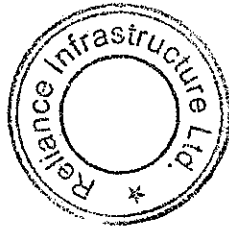
Contd..



RELIANCE

(2) Non-Institutions								N/A	N/A
(a) Bodies Corporate	4815	3556440	3458235	1.38	1.35	-	-		
(b) Individuals									
i. Individual shareholders holding nominal sharecapital up to Rs. 1Lakh.	1148478	27137851	22936188	10.52	10.32	-	-		
ii. Individual shareholders holding nominal sharecapital in excess of Rs. 1Lakh.	41	1186744	1156109	0.46	0.45	-	-		
(c) Qualified Foreign Investor	0	0	0	0.00	0.00	-	-		
(d) Any Other (Specify)	0	0	0	0.00	0.00	-	-		
1 Trustee	0	0	0	0.00	0.00	-	-		
2 NRIs/OCBs	13104	1432818	1179941	0.56	0.54	-	-		
Sub -Total (B)(2)	1166438	33313853	28730473	12.92	12.67	N/A	N/A		
Total Public Shareholding B=(B)(1)+(B)(2)	1167621	130312378	125598594	50.52	49.55	N/A	N/A		
TOTAL (A) +(B)	1167630	257939414	253225630	100.00	98.08	N/A	N/A		
(C) Shares held by Custodians and against which Depository Receipts have been issued									
1 Promoter and Promoter Group	0	0	0	N/A	0.00	N/A	N/A		
2 Public	2	50 50 586	50 49 881	N/A	1.92	N/A	N/A		
Sub - Total (C)	2	50 50 586	50 49 881	0.00	1.92	0	0.00		
GRAND TOTAL (A)+(B)+(C)	11 67 632	26 29 90 000	25 82 75 511	N/A	100.00	3 90 00 000	14.83		

5




RELIANCE INFRASTRUCTURE LIMITED
(SHAREHOLDING PATTERN - 31.03.2015)
(b) Statement showing holding of securities (including shares, warrants, convertible securities) of persons belonging to the category "Promoter and Promoter Group"

Sr No (I)	Name of the shareholder (II)	Details of shares held			Encumbered shares (*)			Details of warrants			Details of convertible		Total shares (including underlying shares assuming full
		No. of Shares held (III)	As a % of Grand Total (A)+(B)+(C) (IV)	No. of Shares (V)	As a percentage (VI)=(V)/(III)*100	As a % of grand total of sub-clause (II)(a) (VII)	Number of warrants held (VIII)	As a % total number of warrants of the same class (IX)	Number of convertible securities held (X)	As a % total number of convertible securities of the same class (XI)			
1	Reliance Project Ventures and Management Private Limited (Formerly known as AAA Project Ventures Private Limited)	10 61 48 937	40.36	29000000	27.32	11.03	-	0.00	-	0.00	0.00	40.36	
2	Reliance Big Private Limited	1 95 00 000	7.41	10000000	51.28	3.80	-	0.00	-	0.00	0.00	7.41	
3	Reliance Innoventures Private Limited	8 64 675	0.33	-	-	0.00	-	0.00	-	0.00	0.00	0.33	
4	Reliance ADA Group Trustees Private Limited	4 50 000	0.17	-	-	0.00	-	0.00	-	0.00	0.00	0.17	
5	Kokila D Ambani	2 74 937	0.10	-	-	0.00	-	0.00	-	0.00	0.00	0.10	
6	Anil D Ambani	1 39 437	0.05	-	-	0.00	-	0.00	-	0.00	0.00	0.05	
7	Jaiannol A. Ambani	1 25 231	0.05	-	-	0.00	-	0.00	-	0.00	0.00	0.05	
8	Jina A. Ambani	1 23 812	0.05	-	-	0.00	-	0.00	-	0.00	0.00	0.05	
9	Jaianshul A. Ambani	7	0.00	-	-	0.00	-	0.00	-	0.00	0.00	0.00	
	TOTAL	12 76 27 038	48.53	39000000	30.56	14.83	0	0.00	0	0.00	0.00	48.53	

(*) The term "encumbrance" has the same meaning as assigned to it in regulation 28(3) of the SAST Regulations, 2011.

(**) Holding of Promoter(s) include 4,50,000 (0.17%) equity shares of the Company held by Reliance ADA Group Trustees Private Limited in its capacity as the Trustees for and on behalf of RInfra ESOS Trust. The same has been considered as a Person Deemed to be acting in Consent, only as a matter of abundant caution.




RELIANCE INFRASTRUCTURE LIMITED
(SHAREHOLDING PATTERN - 31.03.2015)

(c)(i) Statement showing holding of securities (including shares, warrants, convertible securities) of persons belonging to the category "Public" and holding more than 1% of the total number of shares

Sr No	Name of the shareholder	No of shares held	Shares as a percentage of total number of shares (i.e., Grand Total (A)+(B)+(C) indicated in statement at para (i)(a) above)	Details of Warrants			Details of Convertible securities		Total shares (including underlying shares assuming full conversion of warrants and convertible securities) as a % of diluted share capital
				Number of warrants held	As a % of total number of warrants of the same class	Number of convertible securities held	% w.r.t. total number of convertible securities of the same class		
1	LIFE INSURANCE CORPORATION OF INDIA	22042410	8.38	-	-	-	-	-	8.38
2	THE BANK OF NEW YORK MELLON	5050386	1.92	-	-	-	-	-	1.92
3	LIC OF INDIA MARKET PLUS 1 GROWTH FUND	4290437	1.63	-	-	-	-	-	1.63
4	THE NEW INDIA ASSURANCE COMPANY LIMITED	3854186	1.47	-	-	-	-	-	1.47
5	BRANDES EMERGING MARKETS FUND	3350998	1.27	-	-	-	-	-	1.27
6	THE ORIENTAL INSURANCE COMPANY LIMITED	3271179	1.24	-	-	-	-	-	1.24
	TOTAL	41859796	15.92	-	-	-	-	-	15.92

(c)(ii) Statement showing holding of securities (including shares, warrants, convertible securities) of persons (together with PAC) belonging to the category "Public" and holding more than 5% of the total number of shares of the company

Sr No	Name of the shareholder	No of shares held	Shares as a percentage of total number of shares (i.e., Grand Total (A)+(B)+(C) indicated in statement at para (i)(a) above)	Details of Warrants			Details of Convertible securities		Total shares (including underlying shares assuming full conversion of warrants and convertible securities) as a % of diluted share capital
				Number of warrants held	As a % of total number of warrants of the same class	Number of convertible securities held	% w.r.t. total number of convertible securities of the same class		
1	LIFE INSURANCE CORPORATION OF INDIA	22042410	8.38	-	-	-	-	-	8.38
	TOTAL	22042410	8.38	-	-	-	-	-	8.38



5

RELIANCE

RELIANCE INFRASTRUCTURE LIMITED
(SHAREHOLDING PATTERN - 31.03.2015)

I(d) Statement showing details of locked -in shares


Sr No	Name of the shareholder	No of locked-in shares	Locked-in shares as a percentage of total number of shares{i.e.,Grand Total (A)+(B)+(C) indicated in statement at para(I)(a) above}	Promoter Group / Promoter / Public
1	Nil	Nil	--	
	TOTAL		0.00	

II(a) Statement showing details of Depository Receipts (DRs)

Sr No	Type of outstanding DR (ADRs,GDRs, SDRs,etc.)	Number of outstanding DRs	No of shares underlying outstanding DRs	Shares underlying outstanding DRs as a percentage of total number of shares{i.e.,Grand Total (A)+(B)+(C) indicated in statement at para(I)(a) above}
1	GDR	16 83 529	50 50 586	1.92
	TOTAL		50 50 586	1.92

II(b) Statement showing Holding of Depository Receipts (DRs), where underlying shares held by 'Promoter/Promoter group' are in excess of 1% of the total number of shares

Sr No	Name of the DR Holder	Type of outstanding DR (ADRs,GDRs, SDRs,etc.)	No of shares underlying outstanding DRs	Shares underlying outstanding DRs as a percentage of total number of shares{i.e.,Grand Total (A)+(B)+(C) indicated in statement at para(I)(a) above}
	Nil	Nil	0	0.00
	TOTAL		0	0.00



(III)(a) **Statement showing Voting Pattern of Shareholders, if more than one class of shares / securities is issued by the issuer**

Category	Category of Shareholder	No. of voting Rights held in each class of securities			Total Voting Rights (III+IV+V)	Total Voting Rights i.e. (VI)	
		Class X	Class Y	Class Z		As a percentage of (A+B)	As a percentage of (A+B+C)
(I)	(II)	(III)	(IV)	(V)	(VI)	(VI)	(VIII)
(A)	Promoter and Promoter Group						
(1)	Indian						
	(a) Individuals/Hindu Undivided Family						
	(b) Central Government/State Government(s)						
	(c) Bodies Corporate						
	(d) Financial Institutions/Banks						
	(e) Any Other (Specify)						
	Sub -Total (A)(1)						
(2)	Foreign						
	(a) Individuals (Non-Resident Individuals/Foreign Individuals)						
	(b) Bodies Corporate						
	(c) Institutions						
	(d) Any Other (Specify)						
	Sub -Total (A)(2)						
	Total Shareholding of Promoter and Promoter Group (A)=(A)(1)+(A)(2)						
(B)	Public Shareholding						
(1)	Institutions						
	(a) Mutual Funds /UTI						
	(b) Financial Institutions/Banks						
	(c) Central Government/State Government(s)						
	(d) Venture Capital Funds						
	(e) Insurance Companies						
	(f) Foreign Institutional Investors						
	(g) Foreign Venture Capital Investors						
	(h) Any Other (Specify)						
	Sub -Total (B)(1)						
(2)	Non-Institutions						
	(a) Bodies Corporate						
	(b) Individuals						
	i. Individual shareholders holding nominal share capital up to Rs.1Lakh.						
	ii. Individual shareholders holding nominal share capital in excess of Rs.1Lakh.						
	(c) Any Other (Specify)						
	Sub -Total (B)(2)						
	Total Public Shareholding B=(B)(1)+(B)(2)						
	TOTAL (A) + (B)						
(C)	Shares held by Custodians and against which Depository Receipts have been issued						
	Sub - Total (C)						
	GRAND TOTAL (A)+(B)+(C)						

Not Applicable

9.

