

Independent Auditors' Report

To the Members of North Karanpura Transmission Company Limited

Report on the Ind AS Financial Statements

1. We have audited the accompanying financial statements of North Karanpura Transmission Company Limited ("the Company"), which comprise the Balance Sheet as at March 31, 2017, the Statement of Profit and Loss (including Other Comprehensive Income), the Cash Flow Statement and the Statement of Changes in Equity for the year then ended, and a summary of the significant accounting policies and other explanatory information (hereinafter referred to as "the Ind AS financial statements").

Management's Responsibility for the Ind AS Financial Statements

2. The Company's Board of Directors is responsible for the matters stated in Section 134(5) of the Companies Act, 2013 ("the Act") with respect to the preparation of these Ind AS financial statements that give a true and fair view of state of affairs (financial position), loss (financial performance including other comprehensive income), cash flows and changes in equity of the Company in accordance with the accounting principles generally accepted in India, including the Indian Accounting Standards (Ind AS) prescribed under section 133 of the Act.

This responsibility also includes maintenance of adequate accounting records in accordance with the provisions of the Act for safeguarding of the assets of the Company and for preventing and detecting frauds and other irregularities; selection and application of appropriate accounting policies; making judgments and estimates that are reasonable and prudent; and design, implementation and maintenance of adequate internal financial controls, that were operating effectively for ensuring the accuracy and completeness of the accounting records, relevant to the preparation and presentation of the Ind AS financial statements that give a true and fair view and are free from material misstatement, whether due to fraud or error.

Auditors' Responsibility

3. Our responsibility is to express an opinion on these Ind AS financial statements based on our audit.
4. We have taken into account the provisions of the Act, the accounting and auditing standards and matters which are required to be included in the audit report under the provisions of the Act and the Rules made thereunder.
5. We conducted our audit of the Ind AS financial statements in accordance with the Standards on Auditing specified under Section 143(10) of the Act. Those Standards require that we comply with ethical requirements and plan and perform the audit to obtain reasonable assurance about whether the Ind AS financial statements are free from material misstatement.
6. An audit involves performing procedures to obtain audit evidence about the amounts and the disclosures in the Ind AS financial statements. The procedures selected depend on the auditor's judgment, including the assessment of the risks of material misstatement of the Ind AS financial statements, whether due to fraud or error. In making those risk assessments, the auditor considers internal financial control relevant to the Company's preparation of the Ind AS financial statements that give a true and fair view in order to design audit procedures that are appropriate in the circumstances. An audit also includes evaluating the appropriateness of the accounting policies used and the reasonableness of the accounting estimates made by the Company's Directors, as well as evaluating the overall presentation of the Ind AS financial statements.

7. We believe that the audit evidence we have obtained is sufficient and appropriate to provide a basis for our audit opinion on the Ind AS financial statements.

Opinion

8. In our opinion and to the best of our information and according to the explanations given to us, the aforesaid Ind AS financial statements give the information required by the Act in the manner so required and give a true and fair view in conformity with the accounting principles generally accepted in India including the Ind AS, of the state of affairs (financial position) of the Company as at March 31, 2017, and its loss (financial performance including other comprehensive income), its cash flows and the changes in equity for the year ended on that date.

Other Matters

9. The comparative financial information of the Company for the year ended March 31, 2016 and the transition date opening balance sheet as at April 1, 2015 included in these Ind AS financial statements, are based on the previously issued statutory financial statements prepared in accordance with the Companies (Accounting Standards) Rules, 2006 audited by us whose report for the year ended March 31, 2016 and March 31, 2015 dated May 10, 2016 and April 28, 2015 respectively expressed an unmodified opinion on those financial statements, as adjusted for the differences in the accounting principles adopted by the Company on transition to the Ind AS, which have been audited by us.

Our opinion is not modified in respect of above said matters.

Report on Other Legal and Regulatory Requirements

10. As required by the Companies (Auditor's Report) Order, 2016 ("the Order") issued by the Central Government in terms of Section 143(11) of the Act, we give in "Annexure A" a statement on the matters specified in paragraphs 3 and 4 of the Order.
11. As required by Section 143(3) of the Act, we report that:
- We have sought and obtained all the information and explanations which to the best of our knowledge and belief were necessary for the purposes of our audit;
 - In our opinion, proper books of account as required by law have been kept by the Company so far as it appears from our examination of those books;
 - The Balance Sheet, the Statement of Profit and Loss, the Cash Flow Statement and Statement of Changes in Equity dealt with by this Report are in agreement with the books of account;
 - In our opinion, the aforesaid Ind AS financial statements comply with the Indian Accounting Standards prescribed under section 133 of the Act, read with Rule 7 of the Companies (Accounts) Rules, 2014;
 - On the basis of the written representations received from the directors as on March 31, 2017 taken on record by the Board of Directors, none of the directors is disqualified as on March 31, 2017 from being appointed as a director in terms of Section 164(2) of the Act;
 - With respect to the adequacy of the internal financial controls over financial reporting of the Company and the operating effectiveness of such controls, refer to our separate Report in "Annexure B";

- g) With respect to the other matters to be included in the Auditor's Report in accordance with Rule 11 of the Companies (Audit and Auditors) Rules, 2014, in our opinion and to the best of our information and according to the explanations given to us:
- i. The Company has disclosed the impact of pending litigations as at March 31, 2017 on its financial position in its Ind AS financial statements. - Refer Note 21 on Contingent Liabilities of the Ind AS financial statements;
 - ii. The Company did not have any long term contracts including derivative contracts for which there were any material foreseeable losses;
 - iii. There were no amounts which were required to be transferred to the Investor Education and Protection Fund by the Company during the year ended March 31, 2017;
 - iv. The Company did not have any holdings or dealings in Specified Bank Notes during the period from November 8, 2016 to December 30, 2016 - Refer Note 26 of the Ind AS financial statements.

For Pathak H. D. & Associates
Chartered Accountants
Firm Registration No: 107783W

Vishal D. Shah
Partner
Membership No. 119303

Place : Mumbai
Date : April 11, 2017

Annexure A to Auditors' Report

Referred to in our Auditors' Report of even date to the members of North Karanpura Transmission Company Limited on the financial statements for the Year ended March 31, 2017

- (i) (a) The Company is maintaining proper records showing full particulars, including quantitative details and situation of its Property, Plant and Equipment.
- (b) As informed to us, the Property, Plant and Equipment have been physically verified by the Management during the year and no material discrepancies between the book records and the physical inventory have been noticed.
- (c) The Company does not have any immovable properties, hence the reporting requirements under clause (i)(c) of paragraph 3 of the Order is not applicable.
- (ii) As explained to us, there is no physical inventory in existence and hence, paragraph 3(ii) of the Order is not applicable to the Company.
- (iii) The Company has not granted any loan, secured or unsecured, to any company, firm Limited Liability Partnerships or other parties covered in the register maintained under section 189 of Act. Accordingly, provisions of clause 3 (iii) (a), (b) and (c) of the Order are not applicable.
- (iv) Based on information and explanation given to us in respect of loans, investments, guarantees and securities, the Company has complied with the provisions of Section 185 and 186(1) of the Act. Further, as the Company is engaged in the business of providing infrastructural facilities, the provisions of Section 186[except for sub-section(1)] are not applicable to it.
- (v) In our opinion and according to the information and explanations given to us, the Company has not accepted any deposits from the public within the meaning of Sections 73 to 76 or any other relevant provisions of the Act and rules framed there under.
- (vi) In our opinion and according to information given to us, no cost records have been prescribed by the Central Government of India under sub-section (1) of Section 148 of the Act.
- (vii) (a) According to the information and explanations given to us and the records of the Company examined by us, in our opinion, the Company is generally regular in depositing the undisputed statutory dues including provident fund, employees' state insurance, income-tax, sales tax, wealth tax, service tax, customs duty, excise duty, value added tax, cess and other material statutory dues as applicable, with the appropriate authorities.
- (b) According to the information and explanations given to us, no undisputed amounts payable in respect of provident fund, employees' state insurance, income-tax, sales tax, wealth tax, service tax, customs duty, excise duty, value added tax, cess and other material statutory dues as applicable were outstanding, at the period end, for a period of more than six months from the date they became payable.
- (c) According to the information and explanations given to us and the records of the Company examined by us, there are no dues of income-tax, sales-tax, wealth-tax, service-tax, customs duty, excise duty, value added tax and cess as at March 31, 2017 which have not been deposited on account of a dispute.

:2:

- (viii) According to the records of the Company examined by us and the information and explanation given to us, during the year the Company has not availed loan from financial institution or bank or debenture holders. Accordingly paragraph 3(viii) of the Order is not applicable.
- (ix) The Company did not raise any money by way of initial public offer or further public offer (including debt instruments) and term loans during the year. Accordingly, paragraph 3 (ix) of the Order is not applicable.
- (x) During the course of our examination of the books and records of the Company, carried out in accordance with the generally accepted auditing practices in India, and according to the information and explanations given to us, we have neither come across any instance of material fraud by the Company or on the Company by its officers or employees, noticed or reported during the year, nor have we been informed of any such instance by the management.
- (xi) According to the information and explanations given to us, the Company has not paid/provided any managerial remuneration as on March 31, 2016 and accordingly, paragraph 3 (xi) of the Order is not applicable.
- (xii) In our opinion and according to the information and explanations given to us, the Company is not a nidhi company. Accordingly, paragraph 3(xii) of the Order is not applicable.
- (xiii) According to the information and explanations given to us and based on our examination of the records of the Company, transactions with the related parties are in compliance with section 177 and section 188 of the Act where applicable.

The details of related party transactions as required under Ind AS 24, Related Party Disclosures specified under Section 133 of the Act, have been disclosed in the Ind AS financial statements.
- (xiv) During the year, the Company has not made any preferential allotment or private placement of shares or fully or partly convertible debentures and hence the provision of clause 3(xiv) of the Order is not applicable to the Company.

Annexure - B to Auditor's report

[Annexure to the Independent Auditor's Report referred to in paragraph "11(f)" under the heading "Report on Other Legal and Regulatory Requirements" of our report of even date on the Ind AS financial statements of North Karanpura Transmission Company Limited for year ended March 31, 2017.]

Report on the Internal Financial Controls Over Financial Reporting under Clause (i) of Sub-section 3 of Section 143 of the Companies Act, 2013 ("the Act")

We have audited the internal financial controls over financial reporting of North Karanpura Transmission Company Limited ("the Company") as of March 31, 2017 in conjunction with our audit of the Ind AS financial statements of the Company for the year ended on that date.

Management's Responsibility for Internal Financial Controls

The Company's management is responsible for establishing and maintaining internal financial controls based on the internal control over financial reporting criteria established by the Company considering the essential components of internal control stated in the Guidance Note on Audit of Internal Financial Controls over Financial Reporting issued by the Institute of Chartered Accountants of India ("ICAI"). These responsibilities include the design, implementation and maintenance of adequate internal financial controls that were operating effectively for ensuring the orderly and efficient conduct of its business, including adherence to Company's policies, the safeguarding of its assets, the prevention and detection of frauds and errors, the accuracy and completeness of the accounting records, and the timely preparation of reliable financial information, as required under the Act.

Auditors' Responsibility

Our responsibility is to express an opinion on the Company's internal financial controls over financial reporting based on our audit. We conducted our audit in accordance with the Guidance Note on Audit of Internal Financial Controls Over Financial Reporting (the "Guidance Note") and the Standards on Auditing, specified under Section 143(10) of the Companies Act, 2013, to the extent applicable to an audit of internal financial controls, both issued by the ICAI. Those Standards and the Guidance Note require that we comply with ethical requirements and plan and perform the audit to obtain reasonable assurance about whether adequate internal financial controls over financial reporting was established and maintained and if such controls operated effectively in all material respects. Our audit involves performing procedures to obtain audit evidence about the adequacy of the internal financial controls system over financial reporting and their operating effectiveness.

Our audit of internal financial controls over financial reporting included obtaining an understanding of internal financial controls over financial reporting, assessing the risk that a material weakness exists, and testing and evaluating the design and operating effectiveness of internal control based on the assessed risk. The procedures selected depend on the auditor's judgement, including the assessment of the risks of material misstatement of the Ind AS financial statements, whether due to fraud or error.

We believe that the audit evidence we have obtained is sufficient and appropriate to provide a basis for our audit opinion on the Company's internal financial controls system over financial reporting.

Meaning of Internal Financial Controls Over Financial Reporting

A Company's internal financial control over financial reporting is a process designed to provide reasonable assurance regarding the reliability of financial reporting and the preparation of Ind AS financial statements for external purposes in accordance with generally accepted accounting principles. A Company's internal financial control over financial reporting includes those policies and procedures that (1) pertain to the maintenance of records that, in reasonable detail, accurately and fairly reflect the transactions and dispositions of the assets of the company; (2) provide reasonable assurance that transactions are recorded as necessary to permit preparation of Ind AS financial statements in accordance with generally accepted accounting principles, and that receipts and expenditures of the Company are being made only in accordance with authorisations of management and directors of the Company; and (3) provide reasonable assurance regarding prevention or timely detection of unauthorised acquisition, use, or disposition of the Company's assets that could have a material effect on the Ind AS financial statements.

Inherent Limitations of Internal Financial Controls Over Financial Reporting

Because of the inherent limitations of internal financial controls over financial reporting, including the possibility of collusion or improper management override of controls, material misstatements due to error or fraud may occur and not be detected. Also, projections of any evaluation of the internal financial controls over financial reporting to future periods are subject to the risk that the internal financial control over financial reporting may become inadequate because of changes in conditions, or that the degree of compliance with the policies or procedures may deteriorate.

Opinion

In our opinion, the Company has, in all material respects, an adequate internal financial controls system over financial reporting and such internal financial controls over financial reporting were operating effectively as at March 31, 2017, based on the internal control over financial reporting criteria established by the Company considering the essential components of internal control stated in the Guidance Note on Audit of Internal Financial Controls Over Financial Reporting issued by the ICAI.

For Pathak H. D. & Associates
Chartered Accountants
Firm Registration No: 107783W

Vishal D. Shah
Partner
Membership No. 119303

Place : Mumbai
Date : April 11, 2017

North Karanpura Transmission Company Limited
Balance Sheet as at March 31, 2017
(All amounts in INR In Thousand, unless otherwise stated)

Particulars	Notes	As at March 31, 2017	As at March 31, 2016	As at April 1, 2015
ASSETS				
Non-Current Assets				
a. Property, Plant and Equipment	3	86.35	205.35	450.00
b. Capital Work-in-Progress	3	1,90,684.30	2,80,354.13	2,69,854.92
c. Intangible Assets	4	8.11	33.76	59.41
d. Financial Assets				
- Other Financial Assets	5	45.00	45.00	45.00
e. Other Non - Current Assets	8	-	-	62.51
Total Non-Current Assets (A)		1,90,823.76	2,80,638.24	2,70,471.84
Current Assets				
a. Financial Assets				
(i) Cash and Cash Equivalents	7	610.71	421.00	608.40
(ii) Other Financial Assets	5	-	-	2.04
b. Current Tax Assets (Net)	6	1.79	1.79	1.59
c. Other Current Assets	8	10.00	973.64	1,795.49
Total Current Assets (B)		622.50	1,396.43	2,407.52
Total Assets (A+B)		1,91,446.26	2,82,034.67	2,72,879.36
EQUITY AND LIABILITIES				
Equity				
a. Equity Share Capital	9 (a)	6,380.00	6,380.00	6,380.00
b. Other Equity	9 (b)	(10,458.34)	78,457.45	71,456.51
Total Equity (C)		(4,078.34)	84,837.45	77,836.51
LIABILITIES				
Non-Current Liabilities				
- Provisions	10	-	-	62.28
Total Non-Current Liabilities (D)		-	-	62.28
Current Liabilities				
a. Financial Liabilities				
(i) Trade Payables	11	579.20	2,223.23	93.90
(ii) Other Financial Liabilities	12	1,94,766.33	1,94,766.33	1,94,766.33
b. Other Current Liabilities	13	179.07	207.66	116.92
c. Provisions	10	-	-	3.42
Total Current Liabilities (E)		1,95,524.60	1,97,197.22	1,94,980.57
Total Liabilities (F = D+E)		1,95,524.60	1,97,197.22	1,95,042.85
Total Equity and Liabilities (C+F)		1,91,446.26	2,82,034.67	2,72,879.36

The above Balance Sheet should be read in conjunction with the accompanying notes (1 - 27).

As per our attached Report of even date

For Pathak H.D. & Associates
Chartered Accountants
Firm Registration No.107783W

For and on behalf of the Board

Alok K. Roy
Director
DIN: 01952393

Prakash Khedekar
Director
DIN: 01260382

Vishal D. Shah
Partner
Membership No. 119303

Place: Mumbai
Date : April 11, 2017

Place: Mumbai
Date : April 11, 2017

North Karanpura Transmission Company Limited
Statement of Profit and loss for the year ended March 31, 2017
(All amounts in INR in Thousand, unless otherwise stated)

Particulars	Note	Year ended March 31, 2017	Year ended March 31, 2016
(I) Other Income	14	0.03	9.64
(II) Other Expenses	15	97,715.86	5.51
(III) Profit / (Loss) before Tax (I-II)		(97,715.83)	4.13
(IV) Income Tax Expense			
- Current Tax	16	-	3.00
- Income Tax for earlier years		(0.04)	0.19
		(0.04)	3.19
(V) Profit/(Loss) for the year (III - IV)		(97,715.79)	0.94
(VI) Other Comprehensive Income			
Items that will not be classified to profit or loss			
Remeasurement of Net Defined Benefit Plans: (Gains) / Loss		-	-
Income tax relating to above		-	-
Total Other Comprehensive Income/(Loss) for the year (VI)		-	-
(VII) Total Comprehensive Income/(Loss) for the year (V + VI)		(97,715.79)	0.94
Earnings per equity share of Rs.10/- each:	23	INR	INR
Basic earnings per share		(153.16)	0.001
Diluted earnings per share		(153.16)	0.001

The above Statement of Profit and Loss should be read in conjunction with the accompanying notes (1 - 27).

As per our attached Report of even date

For Pathak H.D.& Associates
Chartered Accountants
Firm Registration No.107783W

For and on behalf of the Board

Alok K. Roy
Director
DIN: 01952393

Prakash Khedekar
Director
DIN: 01260382

Vishal D. Shah
Partner
Membership No. 119303

Place: Mumbai
Date : April 11, 2017

Place: Mumbai
Date : April 11, 2017

North Karanpura Transmission Company Limited
Statement of Cash Flows for the year ended March 31, 2017
(All amounts in INR in Thousand, unless otherwise stated)

Particulars	Year ended March 31, 2017	Year ended March 31, 2016
Cash Flow from Operating Activities		
Profit /(Loss) before Income Tax	(97,715.83)	4.13
Adjustments for:		
Interest Income	(0.03)	(9.64)
Filing Fees	8.54	5.51
Write off of Capital Work in Progress	97,707.32	-
Net cash from Operating Activities (a)	-	-
Cash flows from Investing Activities		
Payments for acquisition of Property, Plant and Equipment (Including Capital Work in Progress)	(8,601.82)	(7,220.38)
Interest Income	0.03	11.68
Income Taxes Paid (Net of Refund)	0.04	(3.19)
Net cash used in Investing Activities (b)	(8,601.75)	(7,211.89)
Cash flow from Financing Activities		
Proceeds from Sub Ordinate Debt (Equity Component of financial instruments)	8,800.00	7,000.00
Filing Fees	(8.54)	(5.51)
Net cash from Financing Activities ©	8,791.46	6,994.49
Net increase/(decrease) in Cash and Cash Equivalents (a+b+c)	189.71	(217.40)
Cash and Cash Equivalents at the beginning of the year	421.00	638.40
Cash and Cash Equivalents at end of the year	610.71	421.00
Net Increase / (Decrease) as disclosed above	189.71	(217.40)

The above Statement of Cash Flows should be read in conjunction with the accompanying notes (1 - 27).

As per our attached Report of even date

For Pathak H.D.& Associates
Chartered Accountants
Firm Registration No.107783W

For and on behalf of the Board

Alok K. Roy
Director
DIN: 01952393/

Prakash Khedekar
Director
DIN: 01260382

Vishal D. Shah
Partner
Membership No. 119303

Place: Mumbai
Date : April 11, 2017

Place: Mumbai
Date : April 11, 2017

North Karanpura Transmission Company Limited
Statement of Changes in Equity
 (All amounts in INR in Thousand, unless otherwise stated)

EQUITY

A. Equity Share Capital (Refer Note 9(a))

Particulars	Balance at the beginning of the year	Changes in equity share capital during the year	Balance at the end of the year
As at April 1, 2015	6,380.00	-	6,380.00
As at March 31, 2016	6,380.00	-	6,380.00
As at March 31, 2017	6,380.00	-	6,380.00

B. Other Equity (Refer note 9(b))

Particulars	Reserves and Surplus			
	Securities Premium Account	Equity Component of financial Instruments (Subordinate Debts)	Retained Earnings	Total
Balance as at April 01, 2015	52,920.00	18,500.00	36.51	71,456.51
Profit / (Loss) for the year	-	-	0.94	0.94
Other Comprehensive Income/(Loss) for the Year Items that will not be reclassified to profit or loss				
Remeasurement Gain / (Loss) on Defined Benefit Plan (Net of Tax)	-	-	-	-
Total Comprehensive Income / (Loss) for the Year	-	-	0.94	0.94
Transaction with Owners, recorded directly in Equity				
Issue of Subordinate Debt	-	7,000.00	-	7,000.00
(Equity Component of financial instruments (Subordinate Debts))	-	7,000.00	-	7,000.00
Balance as at March 31, 2016	52,920.00	25,500.00	37.45	78,457.45
Balance as at April 01, 2016	52,920.00	25,500.00	37.45	78,457.45
Profit / (Loss) for the year	-	-	(97,715.79)	(97,715.79)
Other Comprehensive Income/(Loss) for the Year Items that will not be reclassified to profit or loss				
Remeasurement Gain / (Loss) on Defined Benefit Plan (Net of Tax)	-	-	-	-
Total Comprehensive Income / (Loss) for the Year	-	-	(97,715.79)	(97,715.79)
Transaction with Owners, recorded directly in Equity				
Issue of Subordinate Debt	-	8,800.00	-	8,800.00
(Equity Component of financial instruments (Subordinate Debts))	-	8,800.00	-	8,800.00
Total Income for the year	-	8,800.00	-	8,800.00
Balance as at March 31, 2017	52,920.00	34,300.00	(97,678.34)	(10,458.34)

The above Statement of Changes in Equity should be read in conjunction with the accompanying notes (1 - 27).

As per our attached Report of even date

For Pathak H.D.& Associates
 Chartered Accountants
 Firm Registration No.107783W

For and on behalf of the Board

Alok K. Roy
 Director
 DIN: 01952393

Prakash Khedekar
 Director
 DIN: 01260382

Vishal D. Shah
 Partner
 Membership No. 119303

Place: Mumbai
 Date : April 11, 2017

Place: Mumbai
 Date : April 11, 2017

North Karanpura Transmission Company Limited
Notes annexed to and forming part of Financial Statements

Note 1: Corporate Information

North Karanpura Transmission Company Limited (NKTCL) is a Company limited by shares, incorporated and domiciled in India. The registered office of the Company is located at 5th Floor, JMD Galleria, Sector-48, Sohna Road, Gurgaon – 122018, Haryana.

The Company has been incorporated as a special purpose vehicle (SPV) on April 23 2007, to establish Transmission System for System Strengthening in Northern Region (NR) and in Western Region (WR) for import of power from North Karanpura and other project outside NR and WR and also Power Evacuation from projection within WR, Under Built, Own, Operate (BOO) basis pursuant to a letter of selection issued to the Company by Power grid Corporation of India on September 10 2009. Pursuant to the Ministry of Power, Government of India approval vide letter dated March 17, 2010, the Company is transferred to the successful bidder M/s. Reliance Power Transmission Limited.

The Company has been granted Transmission License by Central Electricity Regulatory Commission for a period of 25 years from December 22, 2010.

These financial statements of the Company for the year ended March 31, 2017 were authorised for issue by the board of directors on April 11, 2017. Pursuant to the provisions of section 130 of the Act the Central Government, income tax authorities, other statutory regulatory body and section 131 of the Act the board of directors of the Company have powers to amend / re-open the financial statements approved by the board / adopted by the members of the Company.

Note 2: Significant Accounting Policies

This note provides a list of the significant accounting policies adopted in the preparation of these financial statements. These policies have been consistently applied to all the years presented, unless otherwise stated.

(a) Basis of Preparation

(i) Compliance with Indian Accounting Standard (Ind AS)

The financial statements of the Company comply in all material aspects with Companies (Indian Accounting Standards) Rules, 2015 (Ind AS) notified under Section 133 of the Companies Act, 2013 (the Act) read with relevant rules and other accounting principles.

The financial statements for all periods up to and including the year ended March 31, 2016 were prepared in accordance with the accounting standards notified under Section 133 of Companies Act, 2013 read together with the Companies (Accounts) Rules, 2014.

As these financial statements for the year ended March 31, 2017 are the first financial statements of the Company prepared in accordance with Ind AS, Ind AS 101, "First-time Adoption of Indian Accounting Standards" has been applied. An explanation of how the transition from previous GAAP to Ind AS has affected the Company's financial position, financial performance and cash flows including reconciliations and descriptions of the effect of the transition are provided in **note 20** below.

These financial statements are presented in 'Indian Rupees', which is also the Company's functional currency and all amounts, are rounded to the nearest **Thousand**, unless otherwise stated.

The financial statements have been prepared in accordance with the requirements of the information and disclosures mandated by Schedule III to the Act, applicable Ind AS, other applicable pronouncements and regulations.

(ii) Basis of Measurement - Historical Cost Convention

The financial statements have been prepared on a historical cost convention on accrual basis, except for certain assets and liabilities measured at fair value.

(iii) New Standards and Interpretations not yet adopted


In March 2017, the Ministry of Corporate Affairs issued the Companies (Indian Accounting Standards) (Amendments) Rules, 2017, notifying amendments to Ind AS 7, "Statement of cash flows" The amendments are applicable to the Company from April 1, 2017.

Amendment to Ind AS 7 "Statement of Cash Flows":

The amendment to Ind AS 7 requires the entities to provide disclosures that enable users of financial statements to evaluate changes in liabilities arising from financing activities, including both changes arising from cash flows and non-cash changes, suggesting inclusion of a reconciliation between the opening and closing balances in the balance sheet for liabilities arising from financing activities, to meet the disclosure requirement.

The Company is evaluating the requirements of the amendment and the effect on the financial statements is being evaluated.

(iv) Financial statements have been prepared on a going concern basis in accordance with the applicable accounting standards prescribed in the Companies (Indian Accounting Standards), Rules, 2015 issued by the Central Government



North Karanpura Transmission Company Limited
Notes annexed to and forming part of Financial Statements

(b) Current versus Non-Current classification

The Company presents assets and liabilities in the balance sheet based on current/ non-current classification.

An asset is treated as current when it is:

- Expected to be realised or intended to be sold or consumed in normal operating cycle
- Expected to be realised within twelve months after the reporting period, or
- Cash or cash equivalent unless restricted from being exchanged or used to settle a liability for at least twelve months after the reporting period.
- Held primarily for the purpose of trading.

All other assets are classified as non-current.

A liability is current when:

- It is expected to be settled in normal operating cycle
- It is due to be settled within twelve months after the reporting period, or
- There is no unconditional right to defer the settlement of the liability for at least twelve months after the reporting period
- Held primarily for the purpose of trading.

All other liabilities are classified as non-current.

Deferred tax assets and liabilities are classified as non-current assets and liabilities.

The operating cycle is the time between the acquisition of assets for processing and their realization in cash and cash equivalents. The Company has identified twelve months as its operating cycle.

(c) Foreign currency translation

(i) Functional and presentation currency

Items included in the financial statements of the Company are measured using the currency of the primary economic environment in which the entity operates ('the functional currency'). The financial statements are presented in Indian rupee (INR), which is Company's functional and presentation currency.

(ii) Transactions and balances

Foreign currency transactions are translated into the functional currency using exchange rates at the date of the transaction. Foreign exchange gains and losses from settlement of these transactions, and from translation of monetary assets and liabilities at the reporting date exchange rates are recognised in the Statement of Profit and Loss.

(d) Revenue Recognition Policy

The Company recognises revenue when the amount of revenue can be reliably measured, it is probable that the economic benefits associated with the transaction will flow to the entity. The Company bases its estimates on historical results, taking into consideration the type of transaction.

All the Items of Income and Expense are recognized on accrual basis of accounting.

(e) Income Tax

The income tax expense or credit for the period is the tax payable on the current period's taxable income based on the applicable income tax rate adjusted by changes in deferred tax assets and liabilities attributable to temporary differences and to unused tax losses.

The current income tax charge is calculated on the basis of the tax laws enacted or substantively enacted at the end of the reporting period in the country where the Company generate taxable income. Management periodically evaluates positions taken in tax returns with respect to situations in which applicable tax regulation is subject to interpretation. It establishes provisions where appropriate on the basis of amounts expected to be paid to the tax authorities.

Deferred income tax is provided in full, using the liability method, on temporary differences arising between the tax bases of assets and liabilities and their carrying amounts in the financial statements. Deferred income tax is determined using tax rates (and laws) that have been enacted or substantially enacted by the end of the reporting period and are expected to apply when the related deferred income tax asset is realised or the deferred income tax liability is settled.

Deferred tax assets are recognised for all deductible temporary differences and unused tax losses only if it is probable that future taxable amounts will be available to utilise those temporary differences and losses.

Deferred tax assets and liabilities are offset when there is a legally enforceable right to offset current tax assets and liabilities and when the deferred tax balances relate to the same taxation authority. Current tax assets and tax liabilities are offset where the entity has a legally enforceable right to offset and intends either to settle on a net basis, or to realise the asset and settle the liability simultaneously.

Income tax expense for the year comprises of current tax and deferred tax. Income tax is recognized in the statement of Profit and Loss except to the extent that it relates to items recognized in 'Other comprehensive income' or directly in equity, in which case the tax is recognized in 'Other comprehensive income' or directly in equity, respectively.

North Karanpura Transmission Company Limited
Notes annexed to and forming part of Financial Statements

(f) Operating Leases

Leases in which a significant portion of the risks and rewards of ownership are not transferred to the Company as lessee are classified as operating leases. Payments made under operating leases (net of any incentives received from the lessor) are charged to Statement of Profit and Loss / Capital work in Progress on a straight-line basis over the period of the lease unless the payments are structured to increase in line with expected general inflation to compensate for the lessor's expected inflationary cost increases.

(g) Impairment of Non-Financial Assets

Assessment for impairment is done at each Balance Sheet date as to whether there is any indication that a non-financial asset may be impaired. Indefinite-life intangibles are subject to a review for impairment annually or more frequently if events or circumstances indicate that it is necessary. For the purpose of assessing impairment, the smallest identifiable group of assets that generates cash inflows from continuing use that are largely independent of the cash inflows from other assets or groups of assets is considered as a cash generating unit. If any indication of impairment exists, an estimate of the recoverable amount of the individual asset/cash generating unit is made. Asset/cash generating unit whose carrying value exceeds their recoverable amount are written down to the recoverable amount by recognizing the impairment loss as an expense in the Statement of Profit and Loss. The impairment loss is allocated first to reduce the carrying amount of any goodwill (if any) allocated to the cash generating unit and then to the other assets of the unit pro rata based on the carrying amount of each asset in the unit. Recoverable amount is higher of an asset's or cash generating unit's fair value less cost of disposal and its value in use. Value in use is the present value of estimated future cash flows expected to arise from the continuing use of an asset or cash generating unit and from its disposal at the end of its useful life.

Assessment is also done at each Balance Sheet date as to whether there is any indication that an impairment loss recognized for an asset in prior accounting periods may no longer exist or may have decreased. An impairment loss recognized for goodwill is not reversed in subsequent periods.

(h) Cash and Cash Equivalents

Cash and Cash Equivalent in the balance sheet comprise cash at Bank and Short Term Deposits with original maturity of three months or less that are readily convertible to known amounts of cash and which are subject to an insignificant risk of changes in value.

(i) Cash Flow Statement

Cash flows are reported using the indirect method, whereby profit before tax is adjusted for the effects of transactions of non-cash nature and any deferrals or accruals of past or future cash receipts or payments. The cash flows from operating, investing and financial activities of the Company are segregated based on the available information.

(j) Financial Instruments

The Company recognises financial assets and liabilities when it becomes a party to the contractual provisions of the instrument. All financial assets and liabilities are recognised at fair values on initial recognition, except for trade receivables which are initially measured at transaction price.

A. Financial Assets :

(i) Classification:

The Company classifies its financial assets in the following measurement categories:

- those to be measured subsequently at fair value (either through other comprehensive income, or through profit or loss), and
- those measured at amortised cost.

The classification depends on the entity's business model for managing the financial assets and the contractual terms of the cash flows.

For assets measured at fair value, gains and losses will either be recorded in Statement of profit and loss or other comprehensive income. For investments in debt instruments, this will depend on the business model in which the investment is held. For investments in equity instruments, this will depend on whether the Company has made an irrevocable election at the time of initial recognition to account for the equity investment at fair value through other comprehensive income.

The Company reclassifies debt investments when and only when its business model for managing those assets changes.

(ii) Measurement

Initial

At initial recognition, the Company measures a financial asset at its fair value plus, in the case of a financial asset not at fair value through profit or loss, transaction costs of financial assets carried at fair value through profit or loss are expensed in Statement of Profit and Loss.

Financial assets with embedded derivatives are considered in their entirety when determining whether their cash flows are solely payment of principal and interest.

IMPURM LTD

North Karanpura Transmission Company Limited

Notes annexed to and forming part of Financial Statements

Subsequent Debt instruments

Subsequent measurement of debt instruments depends on the Company's business model for managing the asset and the cash flow characteristics of the asset. There are three measurement categories into which the Company classifies its debt instruments:

- **Amortised cost:**

Assets that are held for collection of contractual cash flows where those cash flows represent solely payments of principal and interest are measured at amortised cost. A gain or loss on a debt investment that is subsequently measured at amortised cost and is not part of a hedging relationship is recognised in Statement of Profit and Loss when the asset is derecognised or impaired. Interest income from these financial assets is included in finance income using the effective interest rate method.

- **Fair value through profit or loss:**

Assets that do not meet the criteria for amortised cost are measured at fair value through profit or loss. A gain or loss on a debt investment that is subsequently measured at fair value through profit or loss and is not part of a hedging relationship is recognised in the Statement of Profit and Loss and presented net in the Statement of Profit and Loss within other gains/(losses) in the period in which it arises. Interest income from these financial assets is included in other income.

Equity instruments

The Company subsequently measures all equity investments at fair value. Where the Company's management has elected to present fair value gains and losses on equity investments in other comprehensive income, there is no subsequent reclassification of fair value gains and losses to the Statement of Profit and Loss.

Changes in the fair value of financial assets at fair value through profit or loss are recognised in Statement of Profit and Loss.

Impairment of Financial Assets

The Company assesses on a forward looking basis the expected credit losses associated with its assets carried at amortised cost. The impairment methodology applied depends on whether there has been a significant increase in credit risk.

For trade receivables only, the Company measures the expected credit loss associated with its trade receivables based on historical trend, industry practices and the business environment in which the entity operates or any other appropriate basis. The impairment methodology applied depends on whether there has been a significant increase in credit risk.

De recognition of Financial Assets

A financial asset is derecognised only when:

- Right to receive cash flow from assets have expired or
- The Company has transferred the rights to receive cash flows from the financial asset or
- retains the contractual rights to receive the cash flows of the financial asset, but assumes a contractual obligation to pay the received cash flows in full without material delay to a 3rd party under a "pass through" arrangement.

Where the entity has transferred an asset, the Company evaluates whether it has transferred substantially all risks and rewards of ownership of the financial asset. In such cases, the financial asset is derecognised.

Where the entity has neither transferred a financial asset nor retains substantially all risks and rewards of ownership of the financial asset, the financial asset is derecognised if the Company has not retained control of the financial asset. Where the Company retains control of the financial asset, the asset is continued to be recognised to the extent of continuing involvement in the financial asset.

B. Financial Liabilities

Initial recognition and measurement

All financial liabilities are recognised initially at fair value and, in the case of loans and borrowings and payables, net of directly attributable transaction costs. The Company's financial liabilities include trade and other payable,

Subsequent measurement

Financial liabilities at amortized cost: After initial measurement, such financial liabilities are subsequently measured at amortized cost using the effective interest rate (EIR) method. Amortized cost is calculated by taking into account any discount or premium on acquisition and fees or costs that are an integral part of the EIR. The EIR amortization is included in finance costs in the Statement of Profit and Loss.

Derecognition

A financial liability is derecognized when the obligation under the liability is discharged or cancelled or expires. When an existing financial liability is replaced by another from the same lender on substantially different terms, or the terms of an existing liability are substantially modified, such an exchange or modification is treated as the derecognition of the original liability and the recognition of a new liability.

The difference in the respective carrying amounts is recognized in the Statement of Profit and Loss.

North Karanpura Transmission Company Limited
Notes annexed to and forming part of Financial Statements

Trade and Other Payable

These amounts represent liabilities for goods and services provided to the Company prior to the end of financial year which are unpaid. Trade and other payables are presented as current liabilities unless payment is not due within 12 months after the reporting period. They are recognised initially at their fair value and subsequently measured at amortised cost using the effective interest method.

(k) Fair value measurement

Fair value is the price that would be received to sell an asset or paid to transfer a liability in an orderly transaction between market participants at the measurement date. The fair value measurement is based on the presumption that the transaction to sell the asset or transfer the liability takes place either:

- In the principal market for the asset or liability, or
- In the absence of a principal market, in the most advantageous market for the asset or liability

The principal or the most advantageous market must be accessible by the Company

The fair value of an asset or a liability is measured using the assumptions that market participants would use when pricing the asset or liability, assuming that market participants act in their economic best interest.

A fair value measurement of a non-financial asset takes into account a market participant's ability to generate economic benefits by using the asset in its highest and best use or by selling it to another market participant that would use the asset in its highest and best use.

The Company uses valuation techniques that are appropriate in the circumstances and for which sufficient data are available to measure fair value, maximizing the use of relevant observable inputs and minimizing the use of unobservable inputs.

All assets and liabilities for which fair value is measured or disclosed in the financial statements are categorized within the fair value hierarchy, described as follows, based on the lowest level input that is significant to the fair value measurement as a whole:

Level 1 - Quoted (unadjusted) market prices in active markets for identical assets or liabilities

Level 2- Valuation techniques for which the lowest level input that is significant to the fair value measurement is directly or indirectly observable

Level 3 -Valuation techniques for which the lowest level input that is significant to the fair value measurement is unobservable

For assets and liabilities that are recognised in the financial statements on a recurring basis, the Company determines whether transfers have occurred between levels in the hierarchy by re-assessing categorisation (based on the lowest level input that is significant to the fair value measurement as a whole) at the end of each reporting period.

The Company's Management determines the policies and procedures for both recurring and non-recurring fair value measurement, such as derivative instruments and unquoted financial assets measured at fair value.

At each reporting date, the Management analyses the movements in the values of assets and liabilities which are required to be remeasured or re-assessed as per the Company's accounting policies. For this analysis, the Management verifies the major inputs applied in the latest valuation by agreeing the information in the valuation computation to contracts and other relevant documents.

The management also compares the change in the fair value of each asset and liability with relevant external sources to determine whether the change is reasonable.

For the purpose of fair value disclosures, the Company has determined classes of assets and liabilities on the basis of the nature, characteristics and risks of the asset or liability and the level of the fair value hierarchy as explained above.

Disclosures for valuation methods, significant estimates and assumptions of Financial instruments (including those carried at amortised cost) (Refer note 19A(a)) and disclosures of fair value measurement hierarchy (Refer note 19A(b)).

(l) Offsetting Financial Instruments

Financial assets and liabilities are offset and the net amount is reported in the balance sheet where there is a legally enforceable right to offset the recognised amounts and there is an intention to settle on a net basis or realise the asset and settle the liability simultaneously. The legally enforceable right must not be contingent on future events and must be enforceable in the normal course of business and in the event of default, insolvency or bankruptcy of the Company or the counterparty.

North Karanpura Transmission Company Limited
Notes annexed to and forming part of Financial Statements

(m) Property, Plant and Equipment

On the date of transition to Ind AS, the Company has elected to regards the fair value of all its Property, Plant and Equipment as at April 1, 2015 to be the deemed cost as per Ind AS 101 "First time adoption of Indian Accounting Standards".

Transmission system assets are considered as ready for intended use after successful completion of trial operation as prescribed under CERC Tariff Regulations and capitalized accordingly.

Subsequent costs are included in the asset's carrying amount or recognised as a separate asset, as appropriate, only when it is probable that future economic benefits associated with the item will flow to the Company and the cost of the item can be measured reliably.

An asset's carrying amount is written down immediately to its recoverable amount if the asset's carrying amount is greater than its estimated recoverable amount.

Gains and losses on disposals are determined by comparing proceeds with carrying amount are included in statement of profit and loss.

When significant parts of the property, plant and equipments are required to be replaced, the Company derecognises the replaced parts and recognise the new part with its own associated useful life and it is depreciated accordingly. All other repair and maintenance costs are recognised in the Statement of Profit and Loss as incurred.

Depreciation methods, estimated useful lives and residual value

Depreciation on the assets related to transmission business is provided on straight line method following the rates and methodology notified by the Central Electricity Regulatory Commission.

Depreciation on additions to/deductions from property, plant and equipment during the year is charged on pro-rata basis from/up to the date on which the asset is available for use/disposed.

Once the individual asset is depreciated to the extent of seventy (70) percent, remaining depreciable value as on 31st March of the year closing shall be spread over the balance useful life of the asset, as provided in the Regulation. The residual values are not more than 10% of the cost of the assets.

The assets' residual values, useful life and method of depreciation are reviewed at each financial year end and adjusted prospectively, if appropriate.

(n) Intangible Assets :

Intangible assets are stated at cost of acquisition net of tax/duty credits availed, if any, less accumulated amortization/depletion. Cost includes expenditure directly attributable to the acquisition of assets.

Amortization Method:

Amortization on the software's related to transmission business is provided on straight line method following the rates and methodology notified by the Central Electricity Regulatory Commission.

On the date of transition to Ind AS, the Company has elected to regards the fair value of all its Intangible assets as at April 1, 2015 to be the deemed cost as per Ind AS 101 "First time adoption of Indian Accounting Standards".

(o) Capital Work in Progress (CWIP)

On the date of transition to Ind AS, the Company has considered the carrying value of CWIP as per previous GAAP to be the deemed cost as per Ind AS 101.

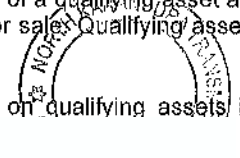

All project related expenditure viz. civil works, machinery under erection, construction and erection materials, preoperative expenditure incidental / attributable to the construction of projects, borrowing cost incurred prior to the date of commercial operations and trial run expenditure are shown under CWIP. These expenses are net of recoveries and Income (net of tax) from surplus funds arising out of project specific borrowings.

(p) Borrowing Costs

Borrowing cost includes interest, amortisation of ancillary cost incurred in connection with the arrangement of borrowings and the exchange differences arising from foreign currency borrowings to the extent they are regarded as an adjustment to the interest cost. General and specific borrowing costs that are directly attributable to the acquisition, construction or production of a qualifying asset are capitalized during the period of time that is required to complete and prepare the asset for its intended use or sale. Qualifying assets are assets that necessarily take a substantial period of time to get ready for their intended use or sale.

Investment income earned on the temporary investment of specific borrowings pending their expenditure on qualifying assets is deducted from the borrowing costs eligible for capitalisation.

Other borrowing costs are expensed in the period in which they are incurred.



North Karanpura Transmission Company Limited
Notes annexed to and forming part of Financial Statements

(q) Provisions

Provisions for legal claims and returns are recognised when the Company has a present legal or constructive obligation as a result of past events, it is probable that an outflow of resources will be required to settle the obligation and the amount can be reliably estimated. Provisions are not recognised for future operating losses.

Where there are a number of similar obligations, the likelihood that an outflow will be required in settlement is determined by considering the class of obligations as a whole. A provision is recognised even if the likelihood of an outflow with respect to any one item included in the same class of obligations may be small.

Provisions are measured at the present value of management's best estimate of the expenditure required to settle the present obligation at the end of the reporting period. The discount rate used to determine the present value is a pre-tax rate that reflects current market assessments of the time value of money and the risks specific to the liability. The increase in the provision due to the passage of time is recognised as finance cost.

(r) Employee Benefits

(i) Short-Term Obligations

Liabilities for wages and salaries, including non-monetary benefits that are expected to be settled wholly within 12 months after the end of the period in which the employees render the related service are recognised in respect of employees' services up to the end of the reporting period and are measured at the amounts expected to be paid when the liabilities are settled. The liabilities are presented as current employee benefit obligations in the balance sheet.

(ii) Other Long-Term Employee Benefit Obligations

The liabilities for earned leave and sick leave are not expected to be settled wholly within 12 months after the end of the period in which the employees render the related service. They are therefore measured as the present value of expected future payments to be made in respect of services provided by employees up to the end of the reporting period using the projected unit credit method. The benefits are discounted using the market yields at the end of the reporting period that have terms approximating to the terms of the related obligation. Remeasurements as a result of experience adjustments and changes in actuarial assumptions are recognised in profit or loss / Capital work in Progress.

The obligations are presented as current liabilities in the balance sheet if the entity does not have an unconditional right to defer settlement for at least twelve months after the reporting period, regardless of when the actual settlement is expected to occur.

(iii) Post-Employment Obligations

The Company operates the following post-employment schemes:

- (a) defined benefit plans such as gratuity; and
- (b) defined contribution plans such as provident fund, superannuation fund etc.

Gratuity obligations

The liability or asset recognised in the balance sheet in respect of defined benefit gratuity plans is the present value of the defined benefit obligation at the end of the reporting period less the fair value of plan assets. The defined benefit obligation is calculated annually by actuaries using the projected unit credit method. The present value of the defined benefit obligation denominated in INR is determined by discounting the estimated future cash outflows by reference to market yields at the end of the reporting period on government bonds that have terms approximating to the terms of the related obligation. The net interest cost is calculated by applying the discount rate to the net balance of the defined benefit obligation and the fair value of plan assets. This cost is included in employee benefit expense in the Statement of Profit and Loss / Capital work in Progress. Remeasurement gains and losses arising from experience adjustments and changes in actuarial assumptions are recognised in the period in which they occur, directly in other comprehensive income. They are included in retained earnings in the statement of changes in equity and in the balance sheet. Changes in the present value of the defined benefit obligation resulting from plan amendments or curtailments are recognised immediately in Statement of Profit and Loss / Capital work in Progress as past service cost.

Defined Contribution plans

The Company pays provident fund contributions to publicly administered provident funds as per local regulations. The Company has no further payment obligations once the contributions have been paid. The contributions are accounted for as defined contribution plans and the contributions are recognized as employee benefit expense when they are due. Prepaid contributions are recognized as an asset to the extent that a cash refund or a reduction in the future payments is available. Superannuation plan, a defined contribution scheme is administered by Life Insurance Corporation of India. The Company makes annual contributions based on a specified percentage of each eligible employee's salary.

(s) Contingent Liabilities and Contingent Assets

A contingent liability is a possible obligation that arises from past events whose existence will be confirmed by the occurrence or non-occurrence of one or more uncertain future events beyond the control of the Company or a present obligation that is not recognized because it is probable that an outflow of resources will not be required to settle the obligation. However, if the possibility of outflow of resources, arising out of present obligation, is remote, it is not even disclosed as contingent liability.

North Karanpura Transmission Company Limited
Notes annexed to and forming part of Financial Statements

A contingent liability also arises in extremely rare cases where there is a liability that cannot be recognized because it cannot be measured reliably. The Company does not recognize a contingent liability but discloses its existence in the notes to financial statements. A Contingent asset is neither disclosed nor recognized in financial statements.

(t) Contributed Equity

Equity shares are classified as equity.

Incremental costs directly attributable to the issue of new shares or options are shown in equity as a deduction, net of tax, from the proceeds.

(u) Earnings per Share

(i) Basic Earnings per Share (BEPS)

Basic earnings per share is calculated by dividing the net profit or loss for the period attributable to equity shareholders by the weighted average number of equity shares outstanding during the period.

(ii) Diluted Earnings per Share (DEPS)

For the purpose of calculating diluted earnings per share, the net profit or loss for the period attributable to equity shareholders and the weighted average number of shares outstanding during the period are adjusted for the effects of all dilutive potential equity shares.

Both BEPS and DEPS have been calculated considering Income in the Net Profit attributable to Equity Shareholders.

(v) Rounding of Amounts

All amounts disclosed in the financial statements and notes have been rounded off to the nearest **thousand** as per the requirement of Schedule III, unless otherwise stated.

North Karanpura Transmission Company Limited
Notes annexed to and forming part of the Financial Statements
(All amounts in INR in Thousand, unless otherwise stated)

Note 3: Property, Plant and Equipment (At Cost)

Particulars	Furniture and Fixtures	Office Equipment	Computers	Total	Capital work in progress
Net Carrying amount as on April 1, 2015	19.86	144.98	285.16	450.00	2,69,854.92
Year Ended March 31, 2016					
Gross Carrying amount					
Deemed Cost as at April 1, 2015	19.86	144.98	285.16	450.00	2,69,854.92
Additions	-	-	-	-	10,499.21
Deletion / Other Adjustments	-	135.87	-	135.87	-
Closing Gross carrying amount as at March 31, 2016	19.86	9.11	285.16	314.13	2,80,354.13
Accumulated Depreciation					
Depreciation charge during the year	1.65	4.02	103.11	108.78	-
Deletion / Other Adjustments	-	-	-	-	-
Closing Accumulated Depreciation as at March 31, 2016	1.65	4.02	103.11	108.78	-
Net Carrying amount as at March 31, 2016	18.21	5.09	182.05	205.35	2,80,354.13
Year Ended March 31, 2017					
Gross Carrying amount					
Opening Gross Carrying amount	19.86	9.11	285.16	314.13	2,80,354.13
Additions	-	-	-	-	8,037.49
Deletion / Other Adjustments	-	-	48.58	48.58	97,707.32
Closing Gross Carrying amount as at March 31, 2017	19.86	9.11	236.58	265.55	1,90,684.30
Accumulated Depreciation					
Opening Accumulated Depreciation	1.65	4.02	103.11	108.78	-
Depreciation charge during the year	1.65	0.41	85.73	87.79	-
Deletion / Other Adjustments	-	-	17.37	17.37	-
Closing Accumulated Depreciation as at March 31, 2017	3.30	4.43	171.47	179.20	-
Net Carrying amount as at March 31, 2017	16.56	4.68	65.11	86.35	1,90,684.30

Capital work-in-progress (CWIP)

Capital work-in-progress as on March 31, 2017 comprises expenditure incurred on plant and equipment in the course of construction:

Particulars	Year	Opening	Additions	Deletion / Adjustments	Closing
CWIP Movement	2016-17	2,80,354.13	8,037.49	97,707.32	1,90,684.30
CWIP Movement	2015-16	2,69,854.92	10,499.21	-	2,80,354.13

North Karanpura Transmission Company Limited
Notes annexed to and forming part of the Financial Statements
 (All amounts in INR in Thousand, unless otherwise stated)

Note 4. Intangible Assets (At Cost)

Particulars	Softwares
Net Carrying amount as on April 1, 2015	59.41
Year Ended March 31, 2016	
Gross Carrying amount	
Deemed Cost as at April 1, 2015	59.41
Additions	-
Deletion	-
Closing Gross carrying amount as at March 31, 2016	59.41
Accumulated Amortisation	
Amortised during the year	25.65
Deletion	-
Closing Accumulated Amortisation as at March 31, 2016	25.65
Net Carrying amount as at March 31, 2016	33.76
Year Ended March 31, 2017	
Gross Carrying amount	
Opening Gross Carrying amount	59.41
Additions	-
Deletion	-
Closing Gross Carrying amount as at March 31, 2017	59.41
Accumulated Amortisation	
Opening Accumulated Amortisation	25.65
Amortised during the year	25.65
Deletion	-
Closing Accumulated Amortisation as at March 31, 2017	51.30
Net Carrying amount as at March 31, 2017	8.11

(1) The above Intangible Assets are other than Internally generated.

(2) Remaining amortisation period of computer software is between 1 to 2 years.

(3) Disclosure of carrying value of Intangible Assets as at April 01, 2015

Sr. No.	Particulars	INR in Thousand
1	Gross Block	171.00
2	Accumulated Amortisation	111.59
3	Deemed cost considered as on April 01, 2015	59.41

North Karanpura Transmission Company Limited
Notes annexed to and forming part of the Financial Statements
(All amounts in INR in Thousand, unless otherwise stated)

Note 5: Other Financial Assets

Particulars	As at March 31, 2017		As at March 31, 2016		As at April 1, 2015	
	Current	Non-Current	Current	Non-Current	Current	Non-Current
(Unsecured, Considered good unless otherwise stated) Security Deposits	-	15.00	-	15.00	-	15.00
Interest accrued on Bank Deposits	-	-	-	-	2.04	-
Bank Deposits with Original Maturity of more than 12 months*	-	30.00	-	30.00	-	30.00
Total	-	45.00	-	45.00	2.04	45.00

* Represents Bank Deposits of Rs.30 thousand (March 31, 2016 -Rs.30 thousand, April 1, 2015 - Rs.30 thousand) pledged as security with Sales Tax Department.

Note 6: Current Tax Assets (Net)

Particulars	As at March 31, 2017		As at March 31, 2016		As at April 1, 2015	
	Current	Non-Current	Current	Non-Current	Current	Non-Current
Advance Income Tax Paid	1.00	-	1.00	-	9.00	-
Tax Deducted at Source	0.79	-	0.79	-	3.45	-
Provision for Income Tax	-	-	-	-	(10.86)	-
Total	1.79	-	1.79	-	1.59	-

Note 7: Cash and Cash Equivalents

Particulars	As at March 31, 2017		As at March 31, 2016		As at April 1, 2015	
	Current	Non-Current	Current	Non-Current	Current	Non-Current
Balances with Banks in -						
Current Accounts	-	610.71	-	421.00	-	100.06
Bank Deposits with Original Maturity of less than 3 months	-	-	-	-	-	508.34
Total	-	610.71	-	421.00	-	608.40

Note 8: Other Assets

Particulars	As at March 31, 2017		As at March 31, 2016		As at April 1, 2015	
	Current	Non-Current	Current	Non-Current	Current	Non-Current
Advance to Employees	-	-	-	-	25.00	-
Prepaid Expenses	-	-	963.64	-	1,770.49	-
Gratuity Fund	-	-	-	-	-	62.51
Other Advances	10.00	-	10.00	-	-	-
Total	10.00	-	973.64	-	1,795.49	62.51

North Karanpura Transmission Company Limited
Notes annexed to and forming part of the Financial Statements
 (All amounts in INR in Thousand, unless otherwise stated)

Note 9: Equity Share Capital and Other Equity

Note 9(a): Equity Share Capital

	As at March 31, 2017		As at March 31, 2016		As at April 1, 2015	
Authorised Equity Share Capital						
10,00,000 (March 31, 2016: 10,00,000; April 1, 2015: 10,00,000) Equity Shares of Rs.10 each		10,000.00		10,000.00		10,000.00
Total Authorised Equity Share Capital		10,000.00		10,000.00		10,000.00

	As at March 31, 2017		As at March 31, 2016		As at April 1, 2015	
Issued, Subscribed & Paid-up Equity Share Capital						
6,38,000 (March 31, 2016: 6,38,000; April 1, 2015: 6,38,000) Equity Shares of Rs.10 each		6,380.00		6,380.00		6,380.00
Total Issued, Subscribed & Paid-up Equity Share Capital		6,380.00		6,380.00		6,380.00

(i) Reconciliation of the Equity Share outstanding at the beginning and at the end of the year

Particulars	As at March 31, 2017		As at March 31, 2016		As at April 1, 2015	
	No. of shares	Rs. in thousand	No. of shares	Rs. in thousand	No. of shares	Rs. in thousand
Equity Shares						
At the beginning of the year	6,38,000	6,380.00	6,38,000	6,380.00	6,38,000	6,380.00
Outstanding at the end of the year	6,38,000	6,380.00	6,38,000	6,380.00	6,38,000	6,380.00

(ii) Shares of the company held by holding company

Name of the Holding Company	As at March 31, 2017	As at March 31, 2016	As at April 1, 2015
Reliance Power Transmission Limited and its nominees	6,380.00	6,380.00	6,380.00

(iii) Details of shareholders holding more than 5% shares in the company

Name of the Shareholders	As at March 31, 2017		As at March 31, 2016		As at April 1, 2015	
	No. of Shares	% held	No. of Shares	% held	No. of Shares	% held
Reliance Power Transmission Limited and its nominees	6,38,000	100	6,38,000	100	6,38,000	100

(iv) Terms/Rights attached to Equity Shares

a. The Company has only one class of equity shares having a par value of Rs.10 per share. Each holder of equity shares is entitled to one vote per share. In the event of liquidation of the Company, the holders of equity shares will be entitled to receive remaining assets of the Company, after distribution of all preferential amounts. The distribution will be in proportion to the number of equity shares held by the shareholders.

b. The Company declares and pays dividend in Indian Rupees. The Dividend proposed by the board of directors is subject to the approval of the shareholders in the ensuing Annual General Meeting.

North Karanpura Transmission Company Limited
Notes annexed to and forming part of the Financial Statements
(All amounts in INR in Thousand, unless otherwise stated)

Note 9(b): Other Equity		As at March 31, 2017	As at March 31, 2016	As at April 1, 2015
Particulars				
Securities Premium Account		52,920.00	52,920.00	52,920.00
Equity Component of financial instruments (Subordinate Debts)		34,300.00	25,500.00	18,500.00
Retained Earnings		(97,678.34)	37.45	36.51
Closing balance		(10,458.34)	78,457.45	71,456.51

(i) Securities Premium Account		As at March 31, 2017	As at March 31, 2016	As at April 1, 2015
Particulars				
Opening balance		52,920.00	52,920.00	52,920.00
Closing balance		52,920.00	52,920.00	52,920.00

(ii) Equity Component of financial instruments (Subordinate Debts)		As at March 31, 2017	As at March 31, 2016	As at April 1, 2015
Particulars				
At the Beginning of the Year (Refer Note Below)		25,500.00	18,500.00	11,500.00
Add : Received During the Year		8,800.00	7,000.00	7,000.00
Closing balance		34,300.00	25,500.00	18,500.00

Note : - (The 0% sub-ordinate debt is taken from the holding company M/s Reliance Power Transmission Limited. This sub-ordinate debt to be repaid by mutual consent of the parties only after primary lenders are paid in full and in installments as may be mutually agreed between the issuer and investor.)

(iii) Retained Earnings		As at March 31, 2017	As at March 31, 2016	As at March 31, 2015
Particulars				
Opening balance		37.45	37.45	36.51
Add: Net Profit / (Loss) for the Year		(97,715.79)	(97,715.79)	0.94
Closing balance		(97,678.34)	(97,678.34)	37.45

Securities Premium reserve:
Securities premium reserve is used to record the premium on issue of shares. The reserve is utilised in accordance with the provisions of the Act.

North Karanpura Transmission Company Limited
Notes annexed to and forming part of the Financial Statements
(All amounts in INR in Thousand, unless otherwise stated)

Note 10: Provisions

Particulars	As at March 31, 2017		As at March 31, 2016		As at April 1, 2015	
	Current	Non-current	Current	Non-current	Current	Non-current
Provision for Employee Benefit:						
Leave Encashment	-	-	-	-	3.42	62.23
Total	-	-	-	-	3.42	62.23

Note 11: Trade Payables

Particulars	As at March 31, 2017		As at March 31, 2016		As at April 1, 2015	
	Current	Non-current	Current	Non-current	Current	Non-current
Total outstanding dues to Micro and Small Enterprises	-	-	-	-	-	-
Total outstanding dues to others	579.20	-	2,223.23	-	-	93.90
Total	579.20	-	2,223.23	-	-	93.90

This information as required to be disclosed under the Micro, Small and Medium Enterprises Development Act, 2006 (MSMED) has been determined to the extent such parties have been identified on the basis of information available with the Company and relied upon by the auditors.

Particulars	As at March 31, 2017		As at March 31, 2016		As at April 1, 2015	
	Current	Non-current	Current	Non-current	Current	Non-current
Principal amount due to suppliers under MSMED Act, 2006	-	-	-	-	-	-
Interest accrued, due to suppliers under MSMED Act on the above amount and unpaid	-	-	-	-	-	-
Payment made to suppliers (other than interest) beyond the appointed day/due date during the year	-	-	-	-	-	-
Interest paid to suppliers under MSMED Act (other than Section 16)	-	-	-	-	-	-
Interest paid to suppliers under MSMED Act (Section 16)	-	-	-	-	-	-
Interest due and payable towards suppliers under MSMED Act for payments already made	-	-	-	-	-	-
Interest accrued and remaining unpaid at the end of the year to suppliers under MSMED Act	-	-	-	-	-	-
Amount of further interest remaining due and payable in succeeding years	-	-	-	-	-	-
Total	-	-	-	-	-	-

Note 12: Other Financial Liabilities

Particulars	As at March 31, 2017		As at March 31, 2016		As at April 1, 2015	
	Current	Non-current	Current	Non-current	Current	Non-current
Payable to Holding Company	1,94,766.33	-	1,94,766.33	-	1,94,766.33	-
Total	1,94,766.33	-	1,94,766.33	-	1,94,766.33	-

Note 13: Other Liabilities

Particulars	As at March 31, 2017		As at March 31, 2016		As at April 1, 2015	
	Current	Non-current	Current	Non-current	Current	Non-current
Employee Payables	-	-	-	-	89.16	-
Statutory Dues Payable	179.07	-	207.66	-	27.76	-
Total	179.07	-	207.66	-	116.92	-

North Karanpura Transmission Company Limited
Notes annexed to and forming part of the Financial Statements
(All amounts in INR in Thousand, unless otherwise stated)

Note 14: Other Income

Particulars	For the year ended March 31, 2017	For the year ended March 31, 2016
Interest income	0.03	9.64
Total	0.03	9.64

North Karanpura Transmission Company Limited
Notes annexed to and forming part of the Financial Statements
(All amounts in INR in Thousand, unless otherwise stated)

Note 15: Other Expenses

Particulars	For the year ended March 31, 2017	For the year ended March 31, 2016
Capital Work in Progress Written off	97,707.32	-
Filing Fees	8.54	5.51
Total	97,715.86	5.51

North Karanpura Transmission Company Limited
Notes annexed to and forming part of the Financial Statements
(All amounts in INR in Thousand, unless otherwise stated)

Note 16: Income and Deferred Taxes

Note 16(a): Income Tax Expense

Particulars	Year Ended March 31, 2017	Year Ended March 31, 2016
(a) Income tax expense		
Current tax		
Current tax on profits for the year	-	3.00
Adjustments for current tax of prior periods	(0.04)	0.19
Total current tax expense (A)	(0.04)	3.19
Deferred tax		
Decrease/(increase) in deferred tax assets	-	-
(Decrease)/increase in deferred tax liabilities	-	-
Total Deferred Tax Expense/(Benefit)	-	-
Less: Recoverable from beneficiaries	-	-
Net Deferred Tax Expense/(Benefit) (B)	-	-
Income Tax Expense (A+B)	(0.04)	3.19

Note 16(b): Reconciliation of tax expenses and the accounting profit multiplied by India's tax rate:

Particulars	Year Ended March 31, 2017	Year Ended March 31, 2016
Loss as per IndAS before income tax expense	(97,715.83)	4.13
Tax at the Indian tax rate of 34.608%	(33,817.50)	1.43
Tax effect of amounts which are not deductible (taxable) in calculating taxable income:		
Expenses not allowable for tax purpose	33,817.50	1.57
Adjustments for current tax of prior periods	(0.04)	0.19
Income Tax Expense	(0.04)	3.19

Note: The Company has not recognised deferred tax asset on the unabsorbed losses as it does not claim the unabsorbed losses in the income tax returns filed by the Company.

Note 16(c): Amounts recognised in respect of current tax / deferred tax directly in Equity

Particulars	As at March 31, 2017	As at March 31, 2016	As at April 1, 2015
Amounts recognised in respect of current tax directly in Equity	-	-	-

North Karanpura Transmission Company Limited
Notes annexed to and forming part of the Financial Statements
(All amounts in INR in Thousand, unless otherwise stated)

Note 17: Related Party Transactions

As per Ind AS -24, "Related Party Disclosure" the Company's related parties and transactions with them in the ordinary course of business are disclosed below

List of Related parties with whom transactions have taken place:

Holding Company

- Reliance Power Transmission Limited (RPTL)

Ultimate Holding Company

- Reliance Infrastructure Limited

Following transactions were carried out with the related parties in the ordinary course of business:

(a) Transactions with Related Parties

Particulars	For the year ended March 31, 2017	For the year ended March 31, 2016
Statement of profit and loss heads		
Expenses:		
Recoverable Expenditure incurred on our behalf		
- Reliance Infrastructure Limited	-	43.86
Equity Component of financial instruments -Subordinate Debts		
- Reliance Power Transmission Limited	8,800.00	7,000.00

(b) Outstanding balances arising from receiving of services

Particulars	As at March 31, 2017	As at March 31, 2016	As at April 1, 2015
Balance sheet heads (Closing balances):			
Trade payables and other liabilities for receiving of services on revenue and capital account			
- Reliance Power Transmission Limited	1,94,766.33	1,94,766.33	1,94,766.33
- Reliance Infrastructure Limited	-	2.95	-
Equity Share Capital including share premium			
- Reliance Power Transmission Limited	59,300.00	59,300.00	59,300.00
Equity Component of financial Instruments -Subordinate Debts			
- Reliance Power Transmission Limited	34,300.00	25,500.00	18,500.00

Note: The above disclosure does not include transactions with/as public utility service providers, viz, electricity, telecommunications, in the normal course of business.

North Karanpura Transmission Company Limited
Notes annexed to and forming part of the Financial Statements
(All amounts in INR in Thousand, unless otherwise stated)

Note 18: Disclosure under Ind AS 19 "Employee Benefits".

The Company has classified various employee benefits as under:

Defined Contribution Plans

- a. Provident fund
- b. State defined contribution plans
 - *Employers' Contribution to Employees' Pension Scheme 1995*

The provident fund and the state defined contribution plan are operated by the Regional Provident Fund Commissioner. Under the schemes, the Company is required to contribute a specified percentage of payroll cost to the retirement benefit schemes to fund the benefits.

The Company has recognized the following amounts in the Capital Work-in Progress for the year:

Sl. No.	Particulars	March 31, 2017	March 31, 2016
(i)	Contribution to Provident Fund	-	7.54
(ii)	Contribution to Employee's Pension Scheme 1995	-	8.75

Note:

Since the Company does not have any employees, no provision for gratuity has been made in the books of accounts. Hence disclosure required under Ind AS 19 is not applicable

Note 19: Fair Value Measurements and Financial Risk Management
(A) Fair Value Measurements

(a) Financial Instruments by Category

Set out below is the detail of the carrying amounts and fair values by class of Financial instruments.

Particulars	As at March 31, 2017	As at March 31, 2016	As at April 1, 2015
	Amortised cost	Amortised cost	Amortised cost
Financial Assets			
Security Deposits	15.00	15.00	15.00
Cash and Cash Equivalents	610.71	421.00	606.40
Bank Deposit with original maturity of more than 3 months but less than 12 months	2.84	1.38	30.00
Interest Accrued on Bank Deposits	-	-	2.04
Bank Deposits with more than 12 months maturity	30.00	30.00	30.00
Total Financial Assets	658.55	467.38	685.44
Financial Liabilities			
Trade Payables	579.20	2,223.23	93.90
Total Financial Liabilities	579.20	2,223.23	93.90

(b) Fair value hierarchy

This section explains the judgements and estimates made in determining the fair values of the financial instruments that are (a) recognised and measured at fair value and (b) measured at amortised cost and for which fair values are disclosed in the financial statements. To provide an indication about the reliability of the inputs used in determining fair value, the company has classified its financial instruments into the three levels prescribed under the accounting standard. An explanation of each level follows underneath the table.

Assets and liabilities for which fair values are disclosed at March 31, 2017	Level 1	Level 2	Level 3	Total
Financial Assets				
Security Deposits	-	-	15.00	15.00
Financial Liabilities				
Trade Payable			579.20	579.20

Assets and liabilities for which fair values are disclosed at March 31, 2016	Level 1	Level 2	Level 3	Total
Financial Assets				
Security Deposits	-	-	15.00	15.00
Financial Liabilities				
Trade Payable			2,223.23	2,223.23

Assets and liabilities for which fair values are disclosed as at April 1, 2015	Level 1	Level 2	Level 3	Total
Financial Assets				
Security Deposits	-	-	15.00	15.00
Financial Liabilities				
Trade Payable			93.90	93.90
Property Plant and Equipment				
Furniture and Fixtures	-	-	19.86	19.86
Office Equipment	-	-	144.98	144.98
Computers	-	-	285.16	285.16

There were no transfers between any levels during the year.

Level 1 : Level 1 hierarchy includes financial instruments measured using quoted prices. This includes mutual funds that have a quoted price.

Level 2: The fair value of financial instruments that are not traded in an active market (for example over-the-counter derivatives) is determined using valuation techniques which maximise the use of observable market data and rely as little as possible on entity-specific estimates. If all significant inputs required to fair value an instrument are observable, the instrument is included in level 2.

Level 3: If one or more of the significant inputs is not based on observable market data, the instrument is included in level 3. This is the case for unlisted equity securities which are included in level 3.

The carrying amounts of advances receivable in cash and bank deposit and cash and cash equivalents are considered to be the same as their fair values. They are classified as level 3 fair values in the fair value hierarchy due to the inclusion of unobservable inputs including counterparty credit risk. For financial assets and liabilities that are measured at fair value, the carrying amounts are equal to the fair values.

North Karanpura Transmission Company Limited
Notes annexed to and forming part of the Financial Statements
(All amounts in INR in Thousand, unless otherwise stated)

Note 19: Fair Value Measurements and Financial Risk Management
(B) Financial Risk Management

(a) Credit Risk

Credit risk is the risk of financial loss to the Company if a customer or counterparty to a financial instrument fails to meet its contractual obligations.

The Company is engaged in Transmission of Electricity.

The Company does not have any significant exposure to credit risk.

Credit Risk Management

The Company provides provision for expected credit loss (ECL) based on the risk of default from the counter party. The provision for ECL would be disclosed in the Statement of Profit and Loss of the reporting period and the same would be deducted from the financial asset. In the current financial year the Company has not provided for ECL as the company considers the credit risk on entire financial assets as negligible.

(i) Cash and cash equivalents and Other Financial Asset

The Company held cash and cash equivalents and other financial assets with credit worthy banks aggregating Rs. 610.71 thousand and Rs. 421.00 thousand as at March 31, 2017 and March 31, 2016 respectively. The credit worthiness of such banks is evaluated by the management on an ongoing basis and is considered to be good.

(ii) Market risk

Market risk is the risk that changes in market prices – such as foreign exchange rates, interest rates and equity prices – will affect the Company's income or the value of its holdings of financial instruments. The Company is not exposed to any significant currency risk and equity price risk.

(a) Interest rate risk

Interest rate risk is the risk that the fair value or future cash flows of a financial instrument will fluctuate because of changes in market interest rates. The Company is not exposed to any interest rate risk.

(b) Liquidity Risk

The table below analyses the Company's non-derivative financial liabilities and net-settled derivative financial liabilities into relevant maturity groupings based on the remaining period at the balance sheet date to the contractual maturity date. The amounts disclosed in the table are the contractual undiscounted cash flows.

Contractual Maturities of Financial Liabilities as at March 31, 2017	Upto 1 year	Between 1 and 5 years	Above 5 years	Total
Non-derivatives				
Trade Payables	579.20	-	-	579.20
Other Financial Liabilities	1,94,766.33	-	-	1,94,766.33
Total Liabilities	1,95,345.53	-	-	1,95,345.53

Contractual Maturities of Financial Liabilities as at March 31, 2016	Upto 1 year	Between 1 and 5 years	Above 5 years	Total
Non-derivatives				
Trade Payables	2,223.23	-	-	2,223.23
Other Financial Liabilities	1,94,766.33	-	-	1,94,766.33
Total Liabilities	1,96,989.56	-	-	1,96,989.56

Contractual Maturities of Financial Liabilities as at April 1, 2015	Upto 1 year	Between 1 and 5 years	Above 5 years	Total
Non-derivatives				
Trade Payables	93.90	-	-	93.90
Other Financial Liabilities	1,94,766.33	-	-	1,94,766.33
Total Liabilities	1,94,860.23	-	-	1,94,860.23

Note 20: First time adoption of Ind AS

Transition to Ind AS

These are the Company's first financial statements prepared in accordance with Ind AS.

The accounting policies set out in note 2 have been applied in preparing the financial statements for the year ended March 31, 2017, the comparative information presented in these financial statements for the year ended March 31, 2016 and in the preparation of an opening Ind AS balance sheet at April 1, 2015 (the company's date of transition). In preparing its opening Ind AS balance sheet, the company has adjusted the amounts reported previously in financial statements prepared in accordance with the accounting standards notified under Companies (Accounting Standards) Rules, 2006 (as amended) and other relevant provisions of the Act (previous GAAP or Indian GAAP or IGAAP). An explanation of how the transition from previous GAAP to Ind AS has affected the company's financial position, financial performance and cash flows is set out in the following tables and notes.

A. Exemptions and exceptions availed

In preparing these Ind AS financial statements, the Company has availed certain exemptions and exceptions in accordance with Ind AS 101, as explained below. The resulting difference between the carrying values of the assets and liabilities in the financial statements as at the transition date under Ind AS and previous GAAP have been recognised directly in equity (retained earnings or another appropriate category of equity). This note explains the adjustments made by the company in restating its previous GAAP financial statements, including the Balance Sheet as at April 1, 2015 and the financial statements as at and for the year ended March 31, 2016.

A.1 Ind AS optional exemptions

A1.1. Deemed cost

On the date of transition to Ind AS, the Company has elected to regard the fair value of all its Property, Plant and Equipment as at April 1, 2015 to be the deemed cost as per Ind AS 101 "First time adoption of Indian Accounting Standards".

A.2 Ind AS mandatory exceptions

A2.1 Estimates

The Company's estimates in accordance with Ind AS at the date of transition to Ind AS shall be consistent with estimates made for the same date in accordance with previous GAAP (after adjustments to reflect any difference in accounting policies), unless there is objective evidence that those estimates were in error. Ind AS estimates as at 1 April 2015 are consistent with the estimates as at the same date made in conformity with previous GAAP.

A2.3 Classification and measurement of financial assets

Ind AS 101 requires the Company to assess classification and measurement of financial assets on the basis of the facts and circumstances that exist at the date of transition to Ind AS.

B. Reconciliations between previous GAAP and Ind AS

Ind AS 101 requires the company to reconcile equity, total comprehensive income and cash flows for prior periods. The following tables represent the reconciliations from previous GAAP to Ind AS.

North Karanpura Transmission Company Limited
Statement of Profit and loss for the year ended March 31, 2017
(All amounts in INR in Thousand, unless otherwise stated)

Reconciliation of equity as at date of transition (April 1, 2015)


Particulars	Notes to first-time adoption	Previous GAAP	Adjustments	Ind AS
ASSETS				
Non-Current Assets				
a. Property, Plant and Equipment	1	450.00	-	450.00
b. Capital Work-in-Progress		2,69,854.92	-	2,69,854.92
c. Other Intangible Assets		59.41	-	59.41
d. Financial Assets				
- Other Financial Assets		45.00	-	45.00
e. Other Non - Current Assets		62.51	-	62.51
Total Non-Current Assets (A)		2,70,471.84	-	2,70,471.84
Current Assets				
a. Financial Assets				
(i) Cash and Cash Equivalents		608.40	-	608.40
(ii) Other Financial Assets		2.04	-	2.04
b. Current Tax Assets (Net)		1.59	-	1.59
c. Other Current Assets		1,795.49	-	1,795.49
Total Current Assets (B)		2,407.51	-	2,407.51
Total Assets (A+B)		2,72,879.36	-	2,72,879.36
EQUITY AND LIABILITIES				
EQUITY				
a. Equity Share Capital	2	6,380.00	-	6,380.00
b. Other Equity		52,956.51	18,500.00	71,456.51
Total Equity (C)		59,336.51	18,500.00	77,836.51
LIABILITIES				
Non-Current Liabilities				
a. Financial Liabilities	2	18,500.00	(18,500.00)	-
- Borrowings		62.28	-	62.28
b. Provisions		18,562.28	(18,500.00)	62.28
Total Non-Current Liabilities (D)		18,562.28	(18,500.00)	62.28
Current Liabilities				
a. Financial Liabilities				
(i) Trade Payables		93.90	-	93.90
(ii) Other Financial Liabilities		1,94,766.33	-	1,94,766.33
b. Other Current Liabilities		116.92	-	116.92
c. Provisions		3.42	-	3.42
Total Current Liabilities (E)		1,94,980.57	-	1,94,980.57
Total Liabilities (F = D+E)		2,13,542.85	(18,500.00)	1,95,042.85
Total Equity and Liabilities (C+F)		2,72,879.36	-	2,72,879.36



North Karanpura Transmission Company Limited
Statement of Profit and loss for the year ended March 31, 2017
(All amounts in INR in Thousand, unless otherwise stated)

Reconciliation of equity as at March 31, 2016

Particulars	Notes to first-time adoption	Previous GAAP	Adjustments	Ind AS
ASSETS				
Non-Current Assets				
a. Property, Plant and Equipment		205.35	-	205.35
b. Capital Work-in-Progress		2,80,354.13	-	2,80,354.13
c. Other Intangible Assets		33.76	-	33.76
d. Financial Assets		45.00	-	45.00
- Other Financial Assets		-	-	-
e. Other Non - Current Assets		-	-	-
Total Non-Current Assets (A)		2,80,638.24	-	2,80,638.24
Current Assets				
a. Financial Assets		421.00	-	421.00
(i) Cash and Cash Equivalents		-	-	-
(ii) Other Financial Assets		1.79	-	1.79
b. Current Tax Assets (Net)		973.64	-	973.64
c. Other Current Assets		1,396.43	-	1,396.43
Total Current Assets (B)		1,396.43	-	1,396.43
Total Assets (A+B)		2,82,034.67	-	2,82,034.67
EQUITY AND LIABILITIES				
EQUITY				
a. Equity Share Capital		6,380.00	-	6,380.00
b. Other Equity	2	52,957.45	25,500.00	78,457.45
Total Equity (C)		59,337.45	25,500.00	84,837.45
LIABILITIES				
Non-Current Liabilities				
a. Financial Liabilities		25,500.00	(25,500.00)	-
- Borrowings		-	-	-
b. Provisions		-	-	-
Total Non-Current Liabilities (D)		25,500.00	(25,500.00)	-
Current Liabilities				
a. Financial Liabilities		2,223.23	-	2,223.23
(i) Trade Payables		1,94,766.33	-	1,94,766.33
(ii) Other Financial Liabilities		207.66	-	207.66
b. Other Current Liabilities		-	-	-
c. Provisions		-	-	-
Total Current Liabilities (E)		1,97,197.22	-	1,97,197.22
Total Liabilities (F = D+E)		2,22,697.22	(25,500.00)	1,97,197.22
Total Equity and Liabilities (C+F)		2,82,034.67	-	2,82,034.67



North Karanpura Transmission Company Limited
Statement of Profit and loss for the year ended March 31, 2017
(All amounts in INR in Thousand, unless otherwise stated)

B. Reconciliation of total comprehensive income for the year ended 31st March, 2016

Particulars	Notes to first-time adoption	Previous GAAP	Adjustments	Ind AS
(I) Other Income		9.64	-	9.64
(II) Other Expenses		5.51	-	5.51
(III) Profit / (Loss) before Tax (I-II)		4.13	-	4.13
(IV) Income Tax Expense				
- Current Tax		3.00	-	3.00
- Income Tax for earlier years		0.19	-	0.19
		3.19	-	3.19
(V) Profit/(Loss) for the year (III - IV)		0.94	-	0.94
Profit for the year		0.94		0.94
Other comprehensive income		-	-	-
Total comprehensive income		0.94	-	0.94

Reconciliation of total equity as at March 31, 2016 and April 1, 2015

Particulars	Notes to first time adoption	March 31, 2016	April 1, 2015
Total equity (shareholder's funds) as per previous GAAP		59,337.45	59,336.51
Adjustments:			
Equity Component of Financial Instruments (Sub ordinate debits)	2	25,500.00	18,500.00
Total equity as per Ind AS		84,837.45	77,836.51

North Karanpura Transmission Company Limited
Statement of Profit and loss for the year ended March 31, 2017
 (All amounts in INR in Thousand, unless otherwise stated)

Impact of Ind AS adoption on the statements of cash flows for the year ended 31 March 2016

Particulars	Previous GAAP	Adjustments	Ind AS
Net cash flow from operating activities	-	-	-
Net cash flow from investing activities	(7,211.89)	-	(7,211.89)
Net cash flow from financing activities	6,994.49	-	6,994.49
Net increase/(decrease) in Cash and Cash Equivalents	(217.40)	-	(217.40)
Cash and cash equivalents as at April 1, 2015	638.40	-	638.40
Cash and cash equivalents as at March 31, 2016	421.00	-	421.00

Analysis of changes in cash and cash equivalents for the purposes of statement of cash flows under Ind AS

Particulars	March 31, 2016	April 1, 2015
Cash and cash equivalents as per previous GAAP	421.00	638.40
Cash and cash equivalents for the purpose of statement of cash flows	421.00	638.40


C: Notes to first-time adoption:

Note 1. Property, Plant and Equipments

On the date of transition to Ind AS, the Company has elected to regards the fair value of all its Property, Plant and Equipment as at April 1, 2015 to be the deemed cost as per Ind AS 101*First time adoption of Indian Accounting Standards*.

Note 2. Subordinate Debt

Under previous GAAP, Subordinate Debt received from holding company was shown as borrowings. Under Ind AS same is shown as Equity Component of financial instruments (Subordinate Debts)



North Karanpura Transmission Company Limited
Notes annexed to and forming part of the Financial Statements
(All amounts in INR in Thousand, unless otherwise stated)

Note 21: Project Status

A. Force Majeure:

The Company had approached Central Electricity Regulatory Commission (CERC) for allowing tariff revision and Force Majeure due to delay in grant of clearance u/s 164 of Electricity Act (EA). CERC notified an unfavorable order which was later challenged by NKTCL in Appellate Tribunal for Electricity (ATE). ATE allowed the appeal filed by company and set aside the unfavorable CERC order.

Pursuant to the ATE Order, written requests were sent to the beneficiaries seeking following main reliefs to mitigate effect of Force Majeure in line with the prayers allowed in appeal:

- a) Re-fixation of implementation time of the Project as was originally envisaged considering zero date as issuance of section 68 approval from MoP.
- b) Tariff Increase to the tune of 160%.

Concerned utilities in Tamilnadu, Gujarat and Maharashtra have appealed against the order of ATE in the Supreme Court(Supreme Court) of India. First hearing was held on March 07, 2014 in case of Gujarat and April 21, 2014 in case of Maharashtra. The Tamilnadu petition has been merged with the petition of Gujarat. All the petitions filed by beneficiaries have been clubbed together by Supreme Court. The petition has been admitted and next hearing is awaited.

B. Revocation of Licence:

Meanwhile on March 04, 2014, CERC reopened Power Grid Corporation of India Limited's (PGCIL) petition nos. 19 and 20 seeking revocation of license of the Company and transferring the project to PGCIL on cost plus model at the risk and cost of Reliance Power Transmission Limited (the Holding Company). CERC vide its Order dated September 02, 2015, stated that the Company shall comply with certain conditions stated in the Order within a stipulated time frame or else its license would be revoked. Based on the Order of CERC, the Company filed an Appeal No. 200 of 2015 & IA-337 of 2015 in ATE challenging the CERC order. ATE rejected the IA meant for stay but allowed the appeal. The Company filed a Civil Appeal number 9291 of 2015, in Supreme Court against ATE's rejection of IA meant for stay. Based on the appeal filed by the Company, the Supreme Court has given a stay order directing no coercive action to be taken by CERC. Supreme Court on 12th August 2016 has disposed of the appeal and directed ATE to decide on the appeal. Hearings in ATE are ongoing. Next hearing in Supreme Court is scheduled in April 2017

The matter for non grant of stay order by ATE is pending before Supreme Court and the appeal against the CERCs Order for revocation of license is pending before the ATE.

C. As the approval by Ministry of Power (MoP) u/s 68 of Electricity Act 2003 to the project have already expired, the Company has filed a letter on January 14, 2014 requesting extension of the same, but MoP's response is still awaited. Pending the said approval, the Transmission Service Agreement (TSA) would not become operative and implementation of the Project could not be commenced.

Considering the above matters, which are pending with concerned authorities, the management is confident of recovering the cost incurred on acquiring the project amounting to Rs.1,90,684.30 thousand which is shown under Capital work In Progress in the books of account and cost incurred post acquisition of the project amounting to Rs.97,707.32 thousand has been written off by the Company during the year.

North Karanpura Transmision Company Limited
Notes annexed to and forming part of the Financial Statements
(All amounts in INR in Thousand, unless otherwise stated)

Note 22: Payment to Auditors (excluding service tax):

Particulars	March 31, 2017	March 31, 2016
(a) As Auditors :		
Audit Fee	26.25	26.25
(b) For Other Services		
Certification Charges	7.50	2.50
Total	33.75	28.75

Note 23: Earnings per share

Particulars	Year ended March 31, 2017	Year ended March 31, 2016
Basic and Diluted earnings per share		
Profit/(Loss) attributable to the equity holders of the Company (Rs in Thousand) (A)	(97,715.79)	0.94
Weighted average number of equity shares used as the denominator in calculating basic & diluted earnings per share (B)	6,38,000	6,38,000
Earning / (Loss) per share (Basic and diluted) (Rs.) (A / B)	(153.16)	0.001
Nominal value of equity shares (Rs.)	10	10

Note 24: Segment Information

The Company is engaged in "Transmission of Electrical Energy" which in the context of Ind AS 108 "Operating Segment" is considered as the only segment. The Company activities are restricted within India and hence, no separate geographical segment disclosure is considered necessary.

Note 25 : Operating Lease

The Company has taken Project Office Premises on Cancellable Operating Lease where the Lease agreements are renewed on expiry. The Lease rentals recognised in the Capital Work In Progress is amounting to Rs. 109.39 thousand (March 31, 2016 Rs 105.92 thousand)

Note 26: Specified Bank Notes

The Company did not have any holding or dealing in specified bank note during the period from November 8, 2016 to December 30, 2016 . hence disclosure envisaged in notification G.S.R 308 (E) dated March 30, 2017 is not applicable to the Company.

Note 27

Figures for the previous year have been regrouped/reclassified/rearranged wherever necessary to make them comparable to those for the current year.

As per our attached Report of even date

For Pathak H.D.& Associates
Chartered Accountants
Firm Registration No.107783W

Vishal D. Shah
Partner
Membership No. 119303

Place: Mumbai
Date : April 11, 2017

For and on behalf of the Board

Alok K. Roy
Director
DIN: 01952393

Prakash Khedekar
Director
DIN: 01260382

Place: Mumbai
Date : April 11, 2017